



Drawer Warmers

BUILT TO BE THE BEST



THE HOT PERFORMERS

Hatco Drawer Warmers

are built to excel in a tough kitchen environment. There is a model to fit your operation perfectly, from freestanding and freestanding convected to built-in, standard to narrow widths.

The Brains

Each drawer has its own recessed thermostat control, temperature monitor, and illuminated power switch. You control the humidity with the adjustable sliding vents.

The Brawn

They're made of rugged stainless steel, heavier than our competition. The drawers return smoothly, with a positive close due to the 12-gauge stainless steel slides, heavy-duty hardware, and maintenance free nylon rollers. The tough, solid, chrome handles are angled to avoid glances from passing carts.

The Versatility

Our standard width drawer warmers accommodate half-size and third-size food pans. Options include *Designer* color drawer fronts, oversized drawer frame and pan, biscuit pan drawer, chip guard, and ITC electronic control.

PERFORMANCE. DURABILITY. DEPENDABILITY.
HATCO DRAWER WARMERS. PUT THE BEST TO WORK FOR YOU.

FREESTANDING MODELS



Model HDW-1
with standard 4" (102 mm) legs



Model HDW-2
with optional 6" (152 mm)
stainless steel legs

FREESTANDING CONVECTED MODEL

CDW-3N
with standard low-profile 2" (51 mm) casters



Model HDW-2R2
with standard 4" (102 mm) legs

ITEM	DESCRIPTION	TYPE
HDW-ITC	ITC Electronic Control (Required on all drawers) (Standard on CDW-3N) (Excludes HDW-1R2, -2R2)	Option ♦
OS-PAN	Oversized Drawer Frame and Pan 20"D x 15"W x 5"H (508 x 381 x 127 mm) in lieu of Standard Drawer with Pan (Standard width models only) (Excludes HDW-1R2, -2R2)	Option ♦
BIS DRAWER	Biscuit Pan Drawer (Accommodates two 18"D x 13"W (457 x 330 mm) Half-Size Sheet Pans –not included) in lieu of Standard Drawer with Pan (Standard width models only) (Excludes HDW-1R2, -2R2)	Option ♦
HDW-CHIP	Chip Guard (Excludes HDW-1R2, -2R2 and CDW-3N)	Option ♦
HDW-TRIVET	Trivet Custom trivet raises food product 1/2" (13 mm) off bottom of full size pan	Accessory
HDW 6" LEG	6" (152 mm) Adjustable Stainless Steel Legs (Standard on HDW-4)	Accessory
HDW-CASTER-2	2" (51 mm) Swivel Casters (Adds 2 1/2" (64 mm) to height of unit) (HDW-1, -2, -3 models only)	Accessory
HDW-CASTER-3	3" (76 mm) Dia. Locking Casters (Adds 4 1/4" (108 mm) to height of unit) (HDW-1, -2, -3 models only)	Accessory
HDW-CASTER-4	4" (102 mm) Dia. Locking Casters (Adds 5 1/4" (133 mm) to height of unit) (Excludes HDW-1R2, -2R2)	Accessory
HDW-CASTER-5	5" (127 mm) Dia. Locking Casters (Adds 6 1/4" (159 mm) to height of unit) (Excludes HDW-1R2, -2R2)	Accessory
HDW-SPILL	Water/Spillage Pan (Excludes HDW-1R2, -2R2)	Accessory
HDW-SPLASH	Splash Baffle (Excludes HDW-1R2, -2R2)	Accessory
ST PAN 2	Stainless Steel Food Pans 20 3/4"D x 12 3/4"W x 2 1/2"H (527 x 324 x 64 mm)	Accessory

♦ Options not available for retrofit.

Drawer Warmer Options and Accessories



Choose a Designer color to enhance your drawer front.

Printed colors are a representation and may not exactly match our *Designer* colors.



Model HDW-4
with standard 6" (152 mm)
stainless steel legs

Model HDW-3
with optional casters



BUILT-IN MODELS

NARROW MODEL



Model HDW-1N
with standard 4" (102 mm) legs




Model HDW-3B

The **Hatco** Difference

Hatco Drawer Warmers are available in 1-, 2-, and 3-drawer freestanding or built-in models. A 4-drawer freestanding model is also available in standard width only. Freestanding models are shipped with a 6' (1829 mm) cord set. Built-in units are shipped with a 4' (1219 mm) flexible conduit.

- 1 Each individual drawer includes (except CDW):
 - A. Recessed controls – protected from accidental damage.
 - B. Illuminated power switch.
 - C. Drum thermometer – accurately displays drawer temperature.
 - D. Thermostat – for precise and repeatable temperature settings.
 - E. Complete insulation wrap – energy efficient, isolated temperatures per drawer.
 - F. Adjustable vents – allow individual humidity control.
- 2 Metal sheathed heating elements (Excludes HDW-1R2, -2R2) and 12-gauge stainless steel drawer slides feature a two-year warranty (Excludes HDW-1R2, -2R2).
- 3 Adjustable stainless steel legs, casters, and food holding pans are available as optional equipment.
- 4 All models, except split drawer, hold standard size pans up to 6" (152 mm) deep (will lift straight up in standard models).
- 5 Positive-closing drawers feature nylon rollers, 12-gauge stainless steel slides, and removable drawer frame for ease of cleaning.
- 6 Spillage pan and splash baffle for additional humidity.
- 7 Long-lasting durability is assured by rugged stainless steel construction, plus heavy-duty chrome handles.

Trivet




ITC Electronic Control



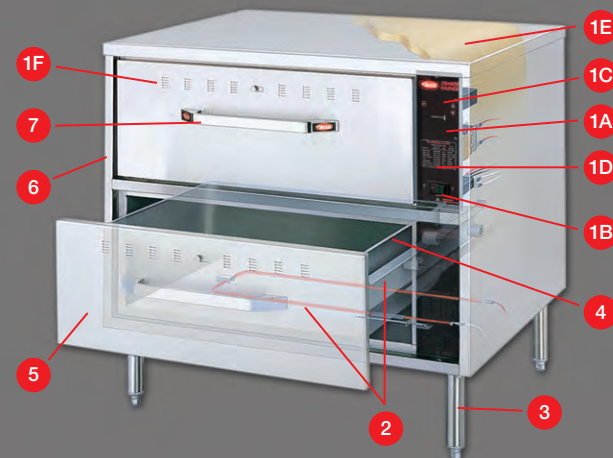

Biscuit Pan Drawer



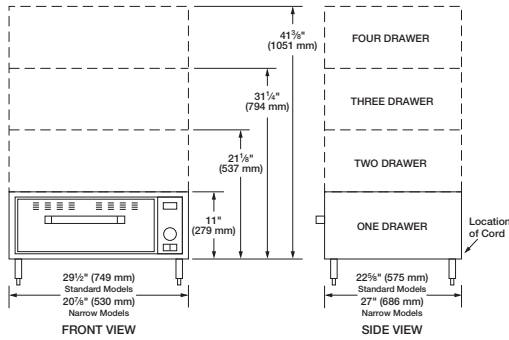
PREVENTS CHIPS FROM REACHING THE ELEMENT
D. Heat Shield
E. Heating Element
F. Chip Guard



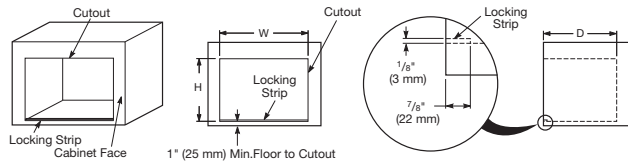
ADDITIONAL HUMIDITY
A. Stainless Steel Food Pan
B. Splash Baffle
C. Water/Spillage Pan add 1/4" (6mm) of water



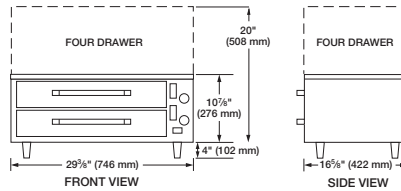
SPECIFICATIONS



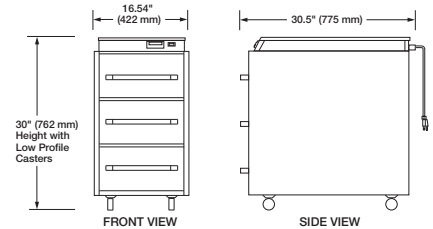
Freestanding Models



Built-In Models



Split Drawer Model



Freestanding Convected

Freestanding – Standard

Model [▲]	Watts	Amps [★]	No. of Drawers	Shipping Weight
HDW-1	450	3.8	One	97 lbs. (44 kg)
HDW-2	900	7.5	Two	168 lbs. (76 kg)
HDW-3	1350	11.3	Three	232 lbs. (105 kg)
HDW-4	1800	15.0	Four	296 lbs. (134 kg)

Freestanding – Narrow

Model [▲]	Watts	Amps [★]	No. of Drawers	Shipping Weight
HDW-1N	450	3.8	One	97 lbs. (44 kg)
HDW-2N	900	7.5	Two	168 lbs. (76 kg)
HDW-3N	1350	11.3	Three	232 lbs. (105 kg)

Freestanding – Convected

Model	Watts	Amps [★]	No. of Drawers	Shipping Weight
CDW-3N	1015	8.4	Three	162 lbs. (73 kg)

Built-In – Standard

Model [▲]	Watts	Amps [★]	No. of Drawers	Shipping Weight
HDW-1B	450	3.8	One	88 lbs. (40 kg)
HDW-2B	900	7.5	Two	159 lbs. (72 kg)
HDW-3B	1350	11.3	Three	223 lbs. (101 kg)

Built-In – Narrow

Model [▲]	Watts	Amps [★]	No. of Drawers	Shipping Weight
HDW-1BN	450	3.8	One	88 lbs. (40 kg)
HDW-2BN	900	7.5	Two	159 lbs. (72 kg)
HDW-3BN	1350	11.3	Three	223 lbs. (101 kg)

Split Drawer

Model	Watts	Amps [★]	No. of Drawers	Shipping Weight
HDW-1R2	525	4.4	Two	97 lbs. (44 kg)
HDW-2R2	1209	10.8	Four	168 lbs. (76 kg)

- ▲ 1-, 2-, and 3-drawer freestanding and split drawer units are standard with 4" (102 mm) legs; 4-drawer freestanding units with 6" (152 mm) stainless steel legs. Accessory 6" (152 mm) stainless legs, or 2" (51 mm), 3" (76 mm), or 5" (127 mm) diameter casters available on 1-, 2-, and 3-drawer units, or 4" (102 mm) diameter casters available on all units.
- ★ Based on 120 volts.



Nothing less than the best.™

P.O. Box 340500
 Milwaukee, WI 53234-0500 U.S.A.
 (800) 558-0607 • (414) 671-6350
 Fax (800) 543-7521
 Int'l. Fax (414) 671-3976
 www.hatcocorp.com
 E-mail: equipmentsales@hatcocorp.com

Dimensions

Freestanding – (Without legs or casters)

- HDW-1: 29 1/2" W x 22 5/8" D x 11" H (749 x 575 x 279 mm)
- HDW-1N: 20 7/8" W x 27" D x 11" H (530 x 686 x 279 mm)
- HDW-2: 29 1/2" W x 22 5/8" D x 21 1/8" H (749 x 575 x 537 mm)
- HDW-2N: 20 7/8" W x 27" D x 21 1/8" H (530 x 686 x 537 mm)
- HDW-3: 29 1/2" W x 22 5/8" D x 31 1/4" H (749 x 575 x 794 mm)
- HDW-3N: 20 7/8" W x 27" D x 31 1/4" H (530 x 686 x 794 mm)
- HDW-4: 29 1/2" W x 22 5/8" D x 41 3/8" H (749 x 575 x 1051 mm)

Freestanding Convected – (With low-profile 2" (51mm) casters)

- CDW-3N: 16 5/8" W x 30 1/2" D x 30" H (422 x 775 x 762 mm)

Built-In – (Excluding front mounting flange)

- HDW-1B: 28 1/8" W x 22 3/8" D x 9 3/4" H (714 x 568 x 248 mm)
- HDW-1BN: 19 1/2" W x 26 3/4" D x 9 3/4" H (495 x 679 x 248 mm)
- HDW-2B: 28 1/8" W x 22 3/8" D x 20" H (714 x 568 x 508 mm)
- HDW-2BN: 19 1/2" W x 26 3/4" D x 20" H (495 x 679 x 508 mm)
- HDW-3B: 28 1/8" W x 22 3/8" D x 30 1/8" H (714 x 568 x 765 mm)
- HDW-3BN: 19 1/2" W x 26 3/4" D x 30 1/8" H (495 x 679 x 765 mm)

Split Drawer – (Without legs or casters)

- HDW-1R2: 29 3/8" W x 16 5/8" D x 10 7/8" H (746 x 422 x 276 mm)
- HDW-2R2: 29 3/8" W x 16 5/8" D x 20" H (746 x 422 x 508 mm)

Built-In Cutout Requirements

Model	"W" Dimension	"D" Dimension*	"H" Dimension
HDW-1B	28 1/4" (718 mm)	23 3/4" (603 mm)	10 1/8" (257 mm)
HDW-2B	28 1/4" (718 mm)	23 3/4" (603 mm)	20 1/4" (514 mm)
HDW-3B	28 1/4" (718 mm)	23 3/4" (603 mm)	30 3/8" (772 mm)
HDW-1BN	19 5/8" (498 mm)	28 1/8" (714 mm)	10 1/8" (257 mm)
HDW-2BN	19 5/8" (498 mm)	28 1/8" (714 mm)	20 1/4" (514 mm)
HDW-3BN	19 5/8" (498 mm)	28 1/8" (714 mm)	30 3/8" (772 mm)

- * Add 1 1/2" (38 mm) for conduit connector.

Voltage

120 volts, single phase, freestanding, freestanding convected, split 1-, 2-, 3-, and 4-drawer models use NEMA 5-15P. 4-drawer model not available for Canada. 208 and 240 volts available (Excludes HDW-1R2, -2R2 and CDW-3), freestanding models use NEMA 6-15P. Export voltages available (Excludes HDW-1R2, -2R2).

Cord Location

Back of unit, lower left corner.

Plug Configurations

FREESTANDING UNITS ONLY

